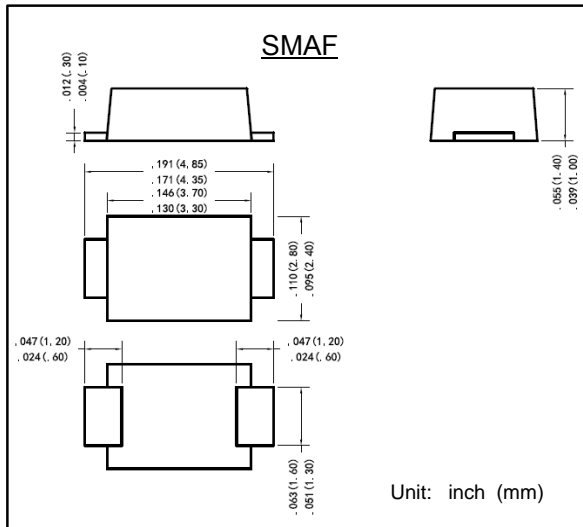




表面安装肖特基二极管  
反向电压 40 V  
正向电流 5.0 A

Surface Mounted Schottky Barrier Rectifiers  
Reverse Voltage 40 V  
Forward Current 5.0 A



**特征 Features**

- 反向漏电流低 Low reverse leakage
- 正向浪涌承受能力强 High forward surge capability
- 高信赖性 High reliability
- 高温焊接保证 High temperature soldering guaranteed:  
260°C/10 秒  
260°C/10seconds
- 引线 and 管体皆符合RoHS标准  
Lead and body according with RoHS standard
- 型号后缀“-F”标记无卤素产品  
Green compound with suffix "-F" on Marking

**机械数据 Mechanical Data**

- 封装外形:SMAF塑封 Case:SMAF Molded plastic
- 环氧树脂: UL易燃等级: 94V-0  
Epoxy: UL 94V-0 rate flame retardant
- 引脚: 镀锡,无铅 Lead: Pure tin plated, lead free

**最大值和特性** TA = 25°C 除非另有规定。  
Maximum Ratings & Characteristics

Ratings at 25°C ambient temperature unless otherwise specified.

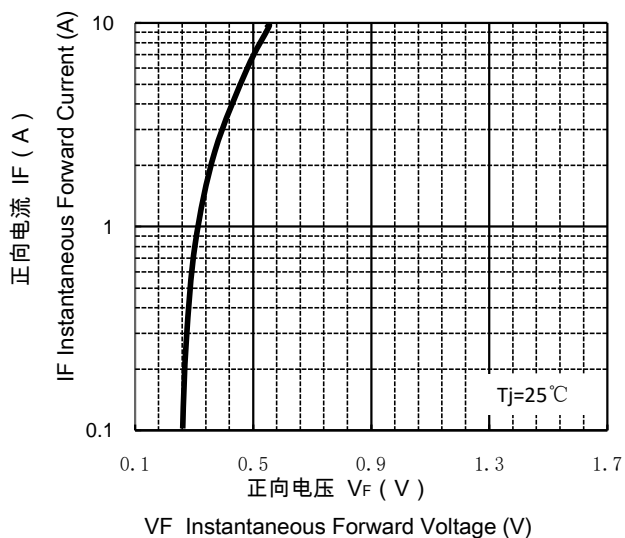
参数 Parameter	符号 Symbols	SS54LF	单位 Unit
最大可重复峰值反向电压 Maximum repetitive peak reverse voltage	$V_{RRM}$	40	V
最大均方根电压 Maximum RMS voltage	$V_{RMS}$	28	V
最大直流阻断电压 Maximum DC blocking voltage	$V_{DC}$	40	V
最大正向平均整流电流 Maximum average forward rectified current	$I_{F(AV)}$	5.0	A
正向不重复浪涌电流 8.3 ms单一正弦半波 8.3 ms singlehalf sine-wave	$I_{FSM}$	150	A
最大正向电压 @ $I_F=5.0A$ Maximum forward voltage	$V_F$	0.45	V
最大反向电流 @ $V_{DC}$ Maximum reverse current	$I_R$	TA= 25°C	1000
		TA= 100°C	20
典型热阻 Typical thermal resistance (Note 1)	$R_{\theta JA}$	85	°C/W
	$R_{\theta JL}$	19	
典型结电容 VR=4.0V,f=1MHz Type junction capacitance	$C_J$	300	pF
工作结温 Operating junction	$T_J$	-55 --- +125	°C
存储温度 Storage temperature rang	$T_{STG}$	-55 --- +150	°C

备注 Note:

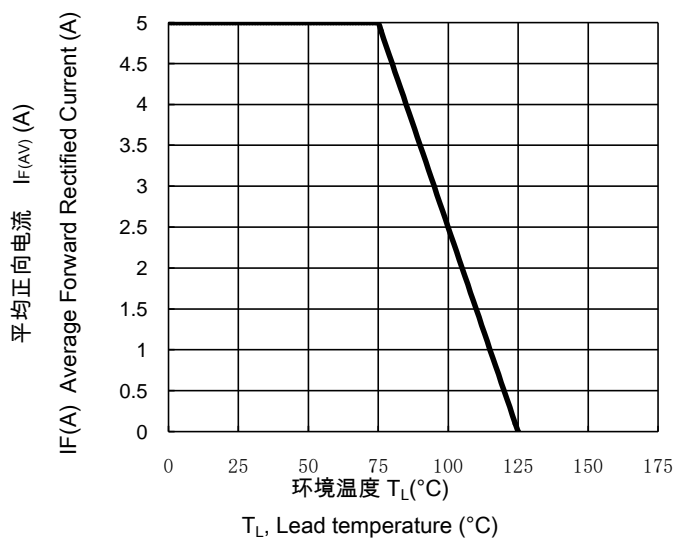
- 安装在PCB板上, 从PN结到周围环境的热阻。
- Thermal resistance from junction to ambient , PCB mounted.

特性曲线 Characteristic Curves

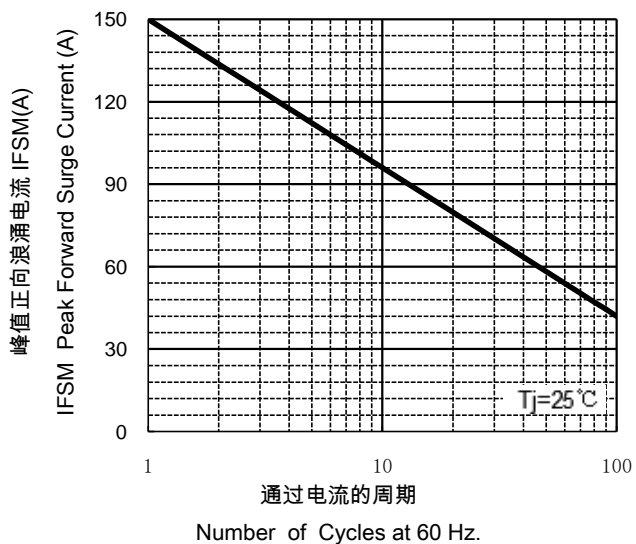
正向特性曲线 (典型值)  
TYPICAL FORWARD CHARACTERISTIC



正向电流降额曲线  
FORWARD CURRENT DERATING CURVE



浪涌特性曲线 (最大值)  
MAXIMUM NON REPETITIVE  
PEAK FORWARD SURGE CURRENT



反向特性曲线  
Typical Reverse Characteristics

